

First Look - May 16/17 and 20, 2020

Bible Story Focus: God loves me no matter what.

Prodigal Son • Luke 15:11-24

Memory Verse: “Nothing at all can ever separate us from God’s love.”

Romans 8:39, Nlrv

Key Question: Who loves you?

Bottom Line: God loves me.

Basic Truth: God loves me.

Worship: Inviting Children to Respond to God

Video: “God Loves Me Specially” Dance Moves Music Video

Story: Communicating God’s Truth in an Engaging Way

Video: Week One “God Made Me” from Wonder

We want your kids to take a first look at who God is and understand . . .

1. God made me.
2. God loves me.
3. Jesus wants to be my friend forever.

Parents, for those of you who have kids that need/thrive/enjoy having a schedule I have created a schedule that mirrors our schedule in our special needs room during services. It may look a little different in your home, but hopefully it helps your kids find some familiarity during this time.

The schedule is the following:

1. **Worship**
2. **Offering**
3. **Prayer**
4. **Lesson**
5. **Saying Goodbye**
6. **NOTE*** - there is an option for you to print out a coloring sheet as a part of a “craft” for your kids. This is optional, as some of you may not have a printer at home. If you do have a printer, and want your child to color the coloring sheet that goes with the lesson, you can add it as #6 to the schedule, right after Saying Goodbye.**

1. Worship:

What You Need:

- Any device that allows you to hear the worship songs, such as an Ipad or tablet, phone, computer, laptop, etc.
- Optional*** Instruments - if you have any fun instruments for your child to play with while we worship, please let them use them while we worship. I made a maraca out of a plastic cup, a spoonful of rice, and a rubber band and some foil to cover the cup. If you have these items (or plastic wrap) you can make your own instrument (maraca) at home!

2. Offering

What You Need: Nothing

During our service in special needs, we don't ask kids to bring money (although parents do give their kids money from time to time, which is great). The most important thing we want our kids to give to God is their Hearts!

Matthew 22:37 says, "Love the Lord with all your HEART..."

During this time, you can ask your child (or help your child) put their hand on their heart. You can sing this song with them (or sing it with me as you watch the video).

SONG:

We give our offering to the Lord

We give our offering to the Lord

We give our offering to the Lord

We give our Hearts to Jesus!

3. Prayer

What You Need: Nothing

During this time in our service, we lay hands on the kids and pray for them or with them. Sometimes we even ask them to pray, which is such a beautiful blessing!

Please take the next 30 seconds to pray over your child. You can do this in a few ways.

- Ask them how you can pray for them
- Ask them if they would like to pray
- You pray over them according to the needs you know they have

After you pray with/for your child, I will pray over them as well.

4. Lesson:

What You Need:

- Any device that allows you to watch the lesson, such as an Ipad or tablet, phone, computer, laptop, etc.

5. Saying Goodbye:

What You Need:

- Any device that allows you to watch the lesson, such as an Ipad or tablet, phone, computer, laptop, etc.

6. * (Optional) Coloring Page Printout:**

What You Need:

- The attached coloring sheet
- Printer

Wednesday - May 20, 2020

Join us for Kids small groups!

Small groups is a place where your child will be connected to a Kids leader and they will go over the message from the weekend. It's a great place for them to stay connected with their peers! You can get more information and/or sign up please visit our website www.cottonwood.org/kids

Please go to our Instagram page @cottonwood_kds for some additional follow up questions on this week's lesson. You can reach this page via our Cottonwood Kids Website, <https://cottonwood.org/kids/#lessons>.

Wednesday nights at church we follow-up with our weekend lesson! Here are some questions that you and your child can discuss as a reminder of this weekend's lesson!

1. Who loves you?

God loves you!

Another thing you can do is practice the memory verse! The verse has hand motions to help kids remember.

Memory Verse May 2020

Here is the verse (without hand motions):

“Nothing at all can ever separate us from God’s love.” Romans 8:39, NIV

Here is the verse with hand motions:

Nothing at all (Shake head and wave your arms in front of you.)

can ever separate (Lock your fingers together.)

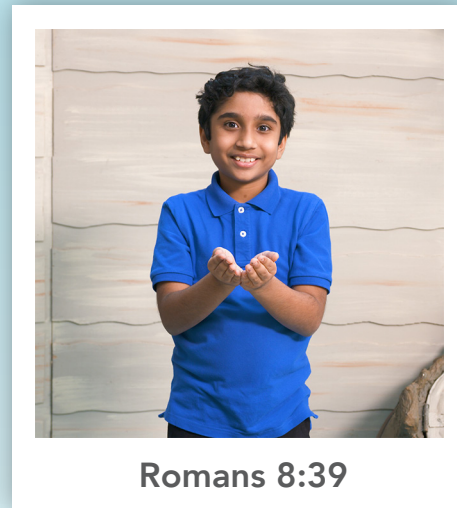
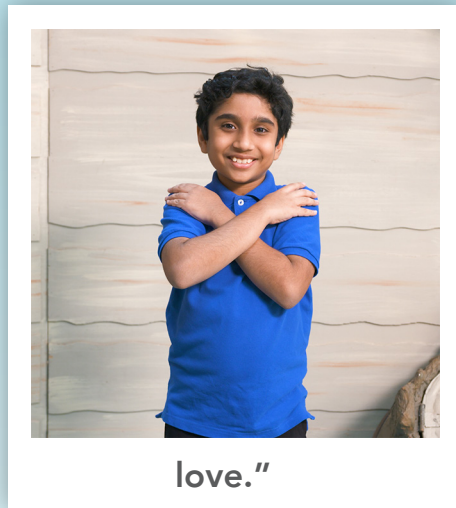
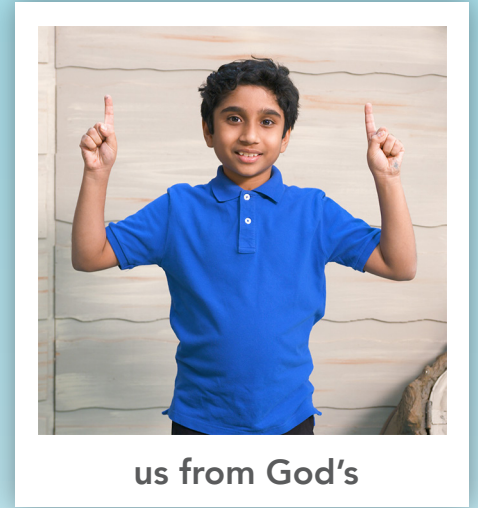
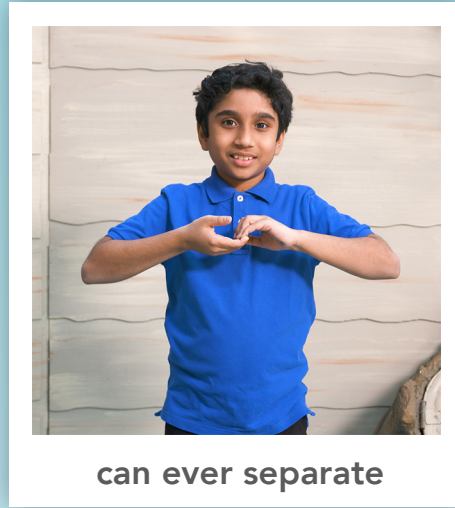
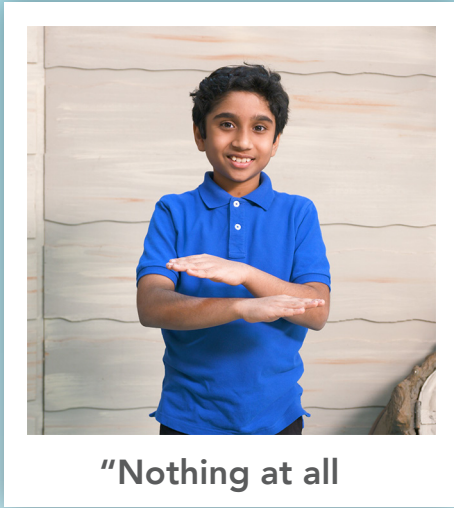
us from God’s (Point with both fingers up.)

love. (Hug yourself.)

Romans 8:39 (Open your hands like a book.)


MAY 2020

Memory Verse Motions



God loves me.

Prodigal Son • Luke 15:11-24



Path • Path • May Week 3

Copy on cardstock and cut on dotted lines. One page per child.

CURRICULUM FOR 3-5-YEAR-OLDS • ©2020 The reThink Group. All rights reserved. • www.ThinkOrange.com

Boy • Path • May Week 3

